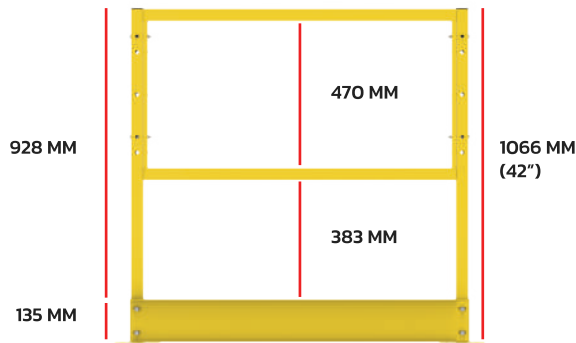
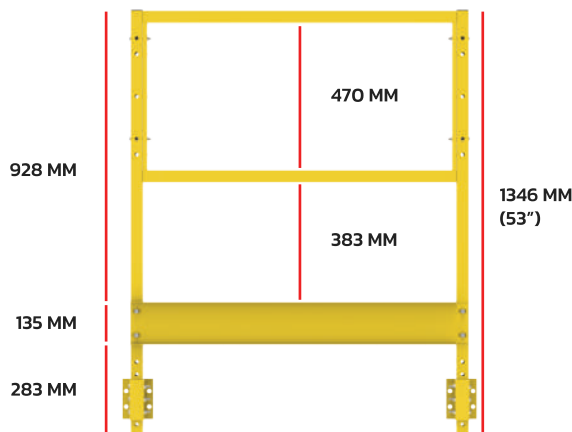


FLOOR MOUNT



WALKWAY



MODULE WIDTH

200mm | 500mm | 800mm | 1000mm | 1200mm | 1500mm

GUARD WEIGHT RANGE

1.34 kg – 5.88 kg*

*Weight varies according to panel width and height.


DESCRIPTION

The versatile fall protection system for heights and second floors. Consisting of panels that attach to vertical posts, Safeguard Pro ensures a safe and reliable barrier to delimit elevated areas or pathways. Two fastening systems available: walkway or floor mount.


MATERIALS

POST	1.5" x 16 Gauge steel tube
FRAME	1.5" x 16 Gauge steel tube & 0.5" x 20 Gauge steel tube
FASTENING	System with 5/16" bolts passing through at 2 panel points
RAILING	Floor Mount Gauge 12 2 x 3/18" toggle anchor and 5/16" hex screws
	Walkway Gauge 12 4 x 3/18" toggle anchor and 5/16" hex screws

FLOOR MOUNT



WALKWAY



EASY ASSEMBLY



ELECTROSTATIC PAINT

IN COMPLIANCE WITH SAFETY STANDARDS



ISO 14122-3



OSHA 1926.502

sales@espai-industrial.com / www.espai-industrial.com